

EP3000 Series(1-6kw) Low Frequency Pure Sine Wave Inverter

Feature:

- 35A ~70A automatic 3-stage battery charger
- Charge current is Adjustable(25% ,50% ,75%, 100%),
- Inbuilt pure copper transformer
- Low voltage, overload, and high voltage, over temperature protection
- Battery/AC priority(option)
- RS232/Remote switch(option)
- Generator compatible

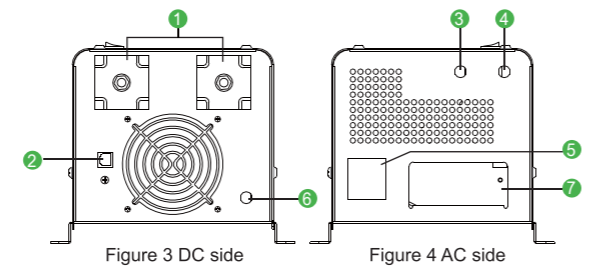
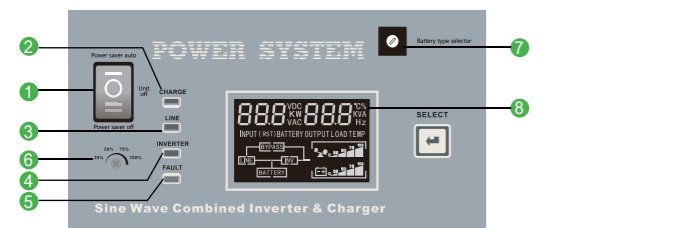
Back Panel



Introduction:

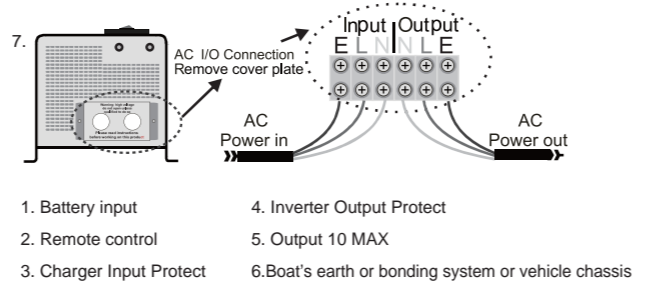
Low frequency pure sine wave combined inverter & charger. EP3000 Series 1-6kw:Quiet, high efficiency operation. Front panel LED/LCD indicators and adjustable switch selectors. Selectable settings for flooded lead acid, gel, absorbed glass mat (AGM) batteries.Main for home and office appliance such as TV,refrigerator,fan,lights,computer etc.

LCD Display Information



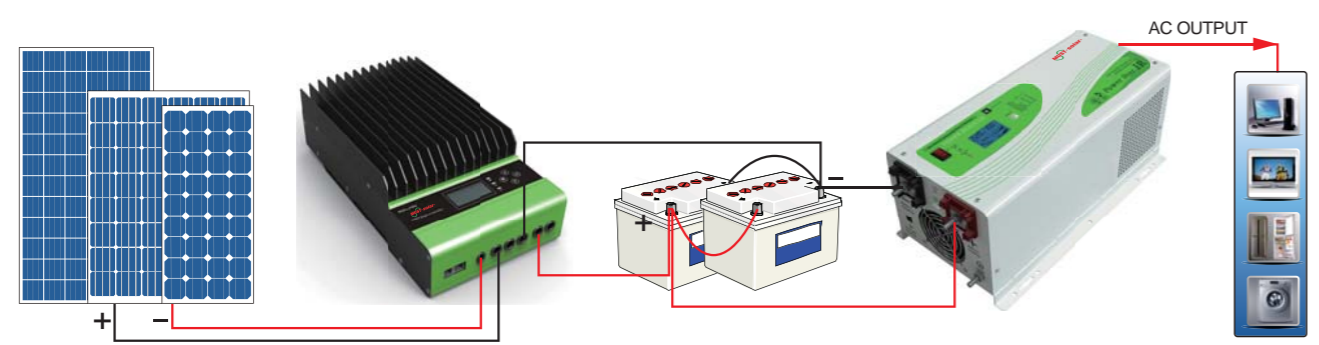
1. Switch	Power saver auto: Power on with saver mode(power saver ≅ 25W) Unit Off: Power totally off(If there is AC power,inverter have charger function) Power saver off: Power on without saver mode
-----------	---

- 2. AC charge
- 3. AC power on
- 4. inverter mode
- 5. Fault
- 6. Charge current adjustable:25%,50%,75%,100%.
- 7. Battery type selector
- 8. LCD display



- 1. Battery input
- 2. Remote control
- 3. Charger Input Protect
- 4. Inverter Output Protect
- 5. Output 10 MAX
- 6. Boat's earth or bonding system or vehicle chassis

Inverter Connection



Specification

MODEL		EP30-1KW		EP30-1.5KW		EP30-2KW		EP30-3KW		EP30-4KW		EP30-5KW		EP30-6KW			
Default Battery System Voltage		12V	24V	12V	24V	12V	24V	12V	24V	48V	24V	48V	24V	48V	24V	48V	
INVERTER OUTPUT	Rated Power	1000W		1500W		2000W		3000W		4000W		5000W		6000W			
	Surge Rating (20ms)	3000VA		4500VA		6000VA		9000VA		12000VA		15000VA		18000VA			
	Capable Of Starting Electric Motor					1HP		2HP		3HP							
	Waveform	Pure sine wave/ same as input (bypass mode)															
	Nominal Output Voltage RMS	100V/110V/120VAC or 220V/230V/240VAC										220V/230V/240VAC					
	Output Voltage Regulation	+/-10% RMS															
	Output Frequency	50Hz/60Hz +/-0.3 Hz															
	Inverter Efficiency(Peak)	>88%															
	Line Mode Efficiency	>95%															
	Power Factor	1.0															
Typical Transfer Time	10ms(max)																
AC INPUT	Voltage	120VAC/230VAC															
	Selectable Voltage Range	96~132VAC or 155~280VAC(For Personal Computers)										155~280VAC(For Computers)					
	Frequency Range	50Hz/60Hz (Auto sensing) 40-80Hz															
BATTERY	Minimum Start Voltage	10.0VDC /10.5VDC for12VDC mode (*2 for 24VDC, *4 for 48VDC)															
	Low Battery Alarm	10.5VDC+/-0.3V for12VDC mode (*2 for 24VDC, *4 for 48VDC)															
	Low Battery Cutoff	10.0VDC+/-0.3V for12VDC mode (*2 for 24VDC, *4 for 48VDC)															
	High Voltage Alarm	16.0VDC+/-0.3V for12VDC mode (*2 for 24VDC, *4 for 48VDC)															
	High Battery Voltage Recover	15.5VDC+/-0.3V for12VDC mode (*2 for 24VDC, *4 for 48VDC)															
	Idle Consumption-Search Mode	<25W when power saver on															
CHARGER	Output Voltage	Depends on battery type															
	Charger AC Input Breaker Rating	10A				30A				40A							
	Overcharge Protection S.D.	15.7VDC for 12VDC mode (*2 for 24VDC, *4 for 48VDC)															
	Maximum Charge Current	35A	20A	45A	25A	65A	35A	75A	45A	30A	65A	35A	70A	40A	75A	50A	
BYPASS & PROTECTION	Input Voltage Waveform	Sine wave (grid or generator)															
	Nominal Input Frequency	50Hz or 60Hz															
	Overload Protection (SMPS Load)	Circuit breaker															
	Output Short Circuit Protection	Circuit breaker															
	Bypass Breaker Rating	10A				30A				40A							
	Max Bypass Current	10Amp				30Amp				40Amp							
MECHANICAL SPECIFICATIONS	Mounting	Wall mount															
	Dimensions (W*H*D)	423*224*180								597*224*181							
	Net Weight (kg)	15.7	18	16.2	15.5	20.3	19.1	25.3	23.7	24	37.2	34.8	44.15	44	44.15	44	
	Shipping Dimensions(W*H*D)	570*315*300								755*319*288							
	Shipping Weight (kg)	18.3	20.6	19	18.1	23.1	21.8	28.1	26.5	26.5	40.8	38.4	48	47.8	48	47.8	
OTHER	Operation Temperature Range	0°C to 40°C															
	Storage Temperature	-15°C to 60°C															
	Audible Noise	60dB MAX															
	Display	LED+LCD															
Loading(20GP/40GP/40HQ)	450pcs / 850pcs / 1000pcs								300pcs / 650pcs / 800pcs								

* Product specifications are subject to change without further notice.

Approximate Back-up Time Table

Power Rate(w)	backup time(H) @1*100Ah	backup time(H) @2*100Ah	backup time(H) @4*100Ah	backup time(H) @4*200Ah	backup time(H) @8*200Ah
1000	0.4806	1.602	3.50304	7.6896	
2000	0.2136	0.4806	1.602	3.50304	7.6896
3000	0.1068	0.2848	0.8544	2.136	4.8416
4000		0.2136	0.4806	1.602	3.50304
5000		0.12816	0.34176	1.19616	2.73408
6000		0.1068	0.2848	0.8544	2.136